

# PENDANT *AUTOMATION*

CONTROL DRAWINGS FOR:






ST. GOBAIN – 630 T BLUE PRESS  
CONTROLS UPGRADE  
OPERATOR PANEL – 200

REVISION A2 – AS COMMISSIONED

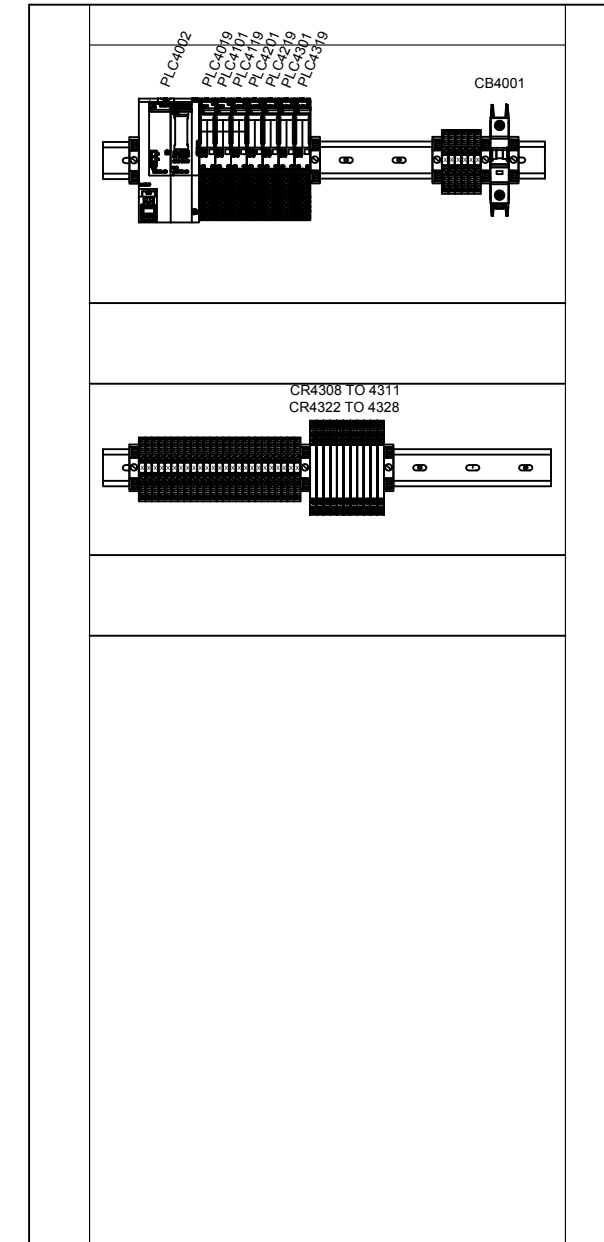
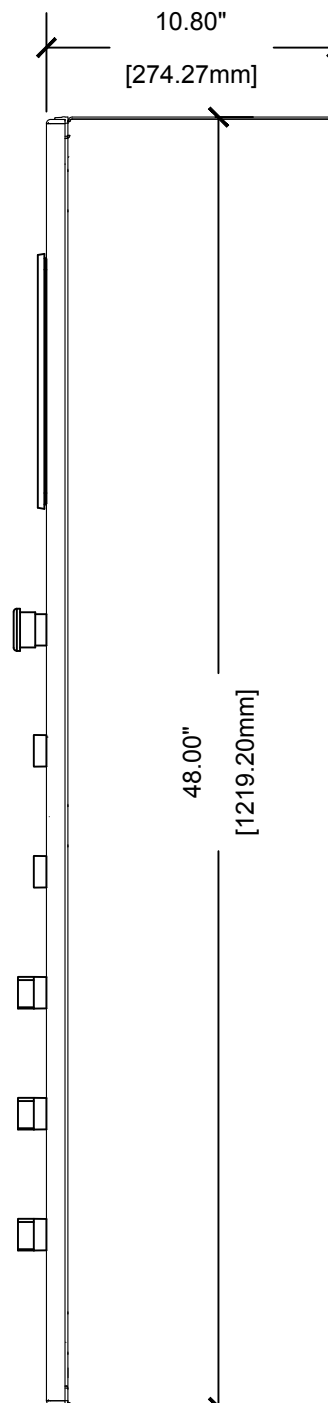
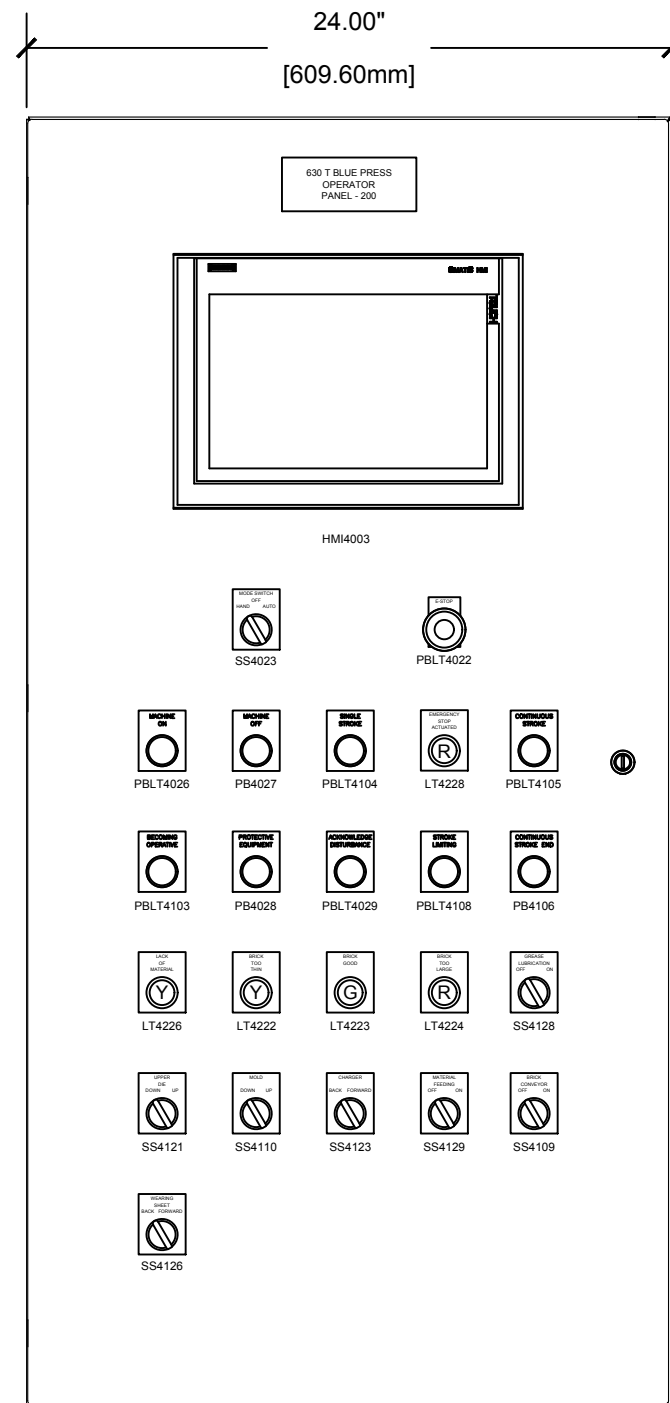
ABBREVIATIONS

AH	AUDIBLE/ALARM HORN	OL	OVERLOAD
AR	ALTERNATION RELAY	PB	PUSHBUTTON
BB	BUS BAR	PCS	PULL CORD SWITCH
BR	BRAKING RESISTOR	PDB	POWER DISTRIBUTION BLOCK
C	CONTACTOR	PE	PHOTO EYE
CB	CIRCUIT BREAKER	PLC	PROGRAMMABLE LOGIC CONTROLLER
CCT	CONTROL CIRCUIT TRANSFORMER	PRS	PROXIMITY SWITCH
CF	COOLING FAN	PS	PRESSURE SWITCH
CR	CONTROL RELAY	PSU	POWER SUPPLY
CS	CURRENT SWITCH	PT	PRESSURE TRANSMITTER
CT	CURRENT TRANSFORMER	RECEPT	RECEPTACLE
DD	DIGITAL DISPLAY	RTD	RESISTIVE TEMPERATURE DEVICE
DS	DISCONNECT SWITCH	RVS	SOFT STARTER
ES	ETHERNET SWITCH	SCR	SILICON CONTROL RECTIFIER
ESR	EMERGENCY STOP SENSITIVITY RELAY	SD	SERVO DRIVE
FLT	LEVEL SWITCH	SOL	SOLENOID
FS	FLOW SWITCH	SS	SELECTOR SWITCH
FU	FUSE	TAS	TEMPERATURE SWITCH
GL	GROUND LUG	TB	TERMINAL BLOCK
IFM	INTERFACE MODULE	TC	THERMOCOUPLE
ISB	INTRINSICALLY SAFE BARRIER	TD	TIME DELAY RELAY
LCT	LOAD CELL TRANSMITTER	TG	TOGGLE SWITCH
LF	LINE FILTER	TSP	TWISTED SHIELDED PAIR
LR	LINE REACTOR	TVSS	SURGE SUPPRESSOR
LS	LEVEL SWITCH	UPS	UNINTERRUPTIBLE POWER SUPPLY
LT	PILOT LIGHT	US	ULTRA SONIC SENSOR
LTR	LEVEL TRANSMITTER	VFD	VARIABLE FREQUENCY DRIVE
MCC	MOTOR CONTROL CENTER	VPN	VIRTUAL PRIVATE NETWORK
MMP	MANUAL MOTOR PROTECTOR	XFR	TRANSFORMER
MS	MOTOR STARTER	ZL	ZIP LINK MODULE
		ZS	LIMIT SWITCH

SYMBOLS


	PUSHBUTTON		LIMIT SWITCH
	MUSHROOMHEAD PUSHBUTTON		PRESSURE SWITCH
	SELECTOR SWITCH		TEMPERATURE SWITCH
	FUSE		FLOW SWITCH
	TRANSFORMER (IRON CORE TYPE)		LEVEL SWITCH
	CIRCUIT BREAKER		PROXIMITY SWITCH
	DISCONNECT SWITCH		TOGGLE SWITCH
	RELAY COIL		SOLENOID VALVE
	MOTOR STARTER COIL		AUDIBLE HORN
	NORMALLY OPEN CONTACTS		CONDUCTIVITY PROBE
	NORMALLY CLOSED CONTACTS		RESISTANCE HEATER
	TIME DELAY CONTACTS		MOTOR
	PILOT LIGHT		THERMAL OVERLOADS
	TERMINAL BLOCK LOCAL		FACTORY WIRING
	TERMINAL BLOCK REMOTE LOCATION		FIELD WIRING
	TERMINAL BLOCK COMPONENT		

DRAWN BY: MCV	DATE: 06.15.17	<b>PENDANT</b> <i>AUTOMATION</i> <small>518 B YOUNG ST. HAVRE DE GRACE, MD 21078</small>	DATE: —
CHECKED BY: RJW	DATE: 06.15.17		DATE: —
APPROVED BY:	DATE:		PROJECT NAME: ST GOBAIN-630 TON PRESS UPGRADE
TITLE: OPERATOR PANEL SYMBOLS & ABBREVIATIONS		DRAWING NO. C17014-200	REV. A2
			DATE: [A2] 09.26.17 MCV
			DATE: [A1] 08.14.17 MCV
			DATE: [A] 07.28.17 MCV

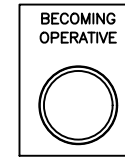


DRAWN BY: MCV	DATE: 06.15.17	<b>PENDANT</b> <i>AUTOMATION</i>		518 B YOUNG ST. HAVRE DE GRACE, MD 21078	DATE: —
CHECKED BY: RJW	DATE: 06.15.17			DATE: —	
APPROVED BY:	DATE:	PROJECT NAME: ST GOBAIN-630 TON PRESS UPGRADE	PROJECT NO. C17014	DATE: [A2] 09.26.17 MCV	
TITLE: OPERATOR PANEL ENCLOSURE & INNER PANEL LAYOUT		DRAWING NO. C17014-201	REV. A2	DATE: [A1] 08.14.17 MCV	
				DATE: [A] 07.28.17 MCV	

630 T BLUE PRESS  
OPERATOR  
PANEL - 200



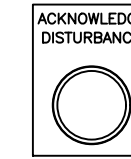
HMI4003



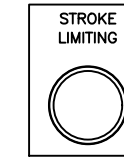
PBLT4103



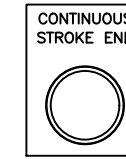
PB4028



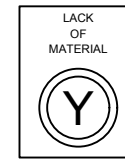
PBLT4029



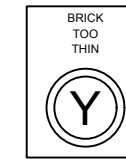
PBLT4108



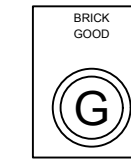
PB4106



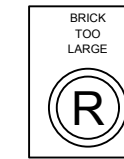
LT4226



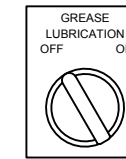
LT4222



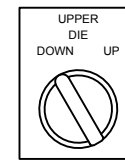
LT4223



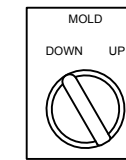
LT4224



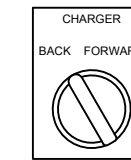
SS4128



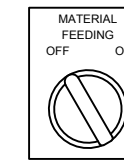
SS4121



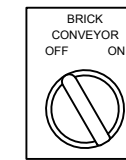
SS4110



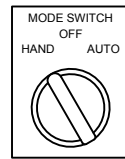
SS4123



SS4129



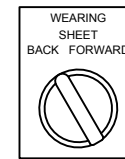
SS4109



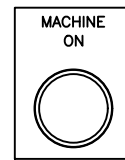
SS4023



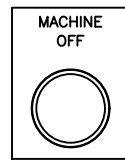
PBLT4022



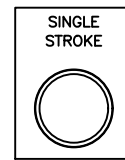
SS4126



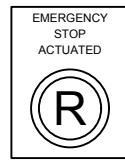
PBLT4026



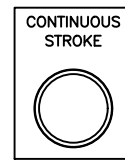
PB4027



PBLT4104

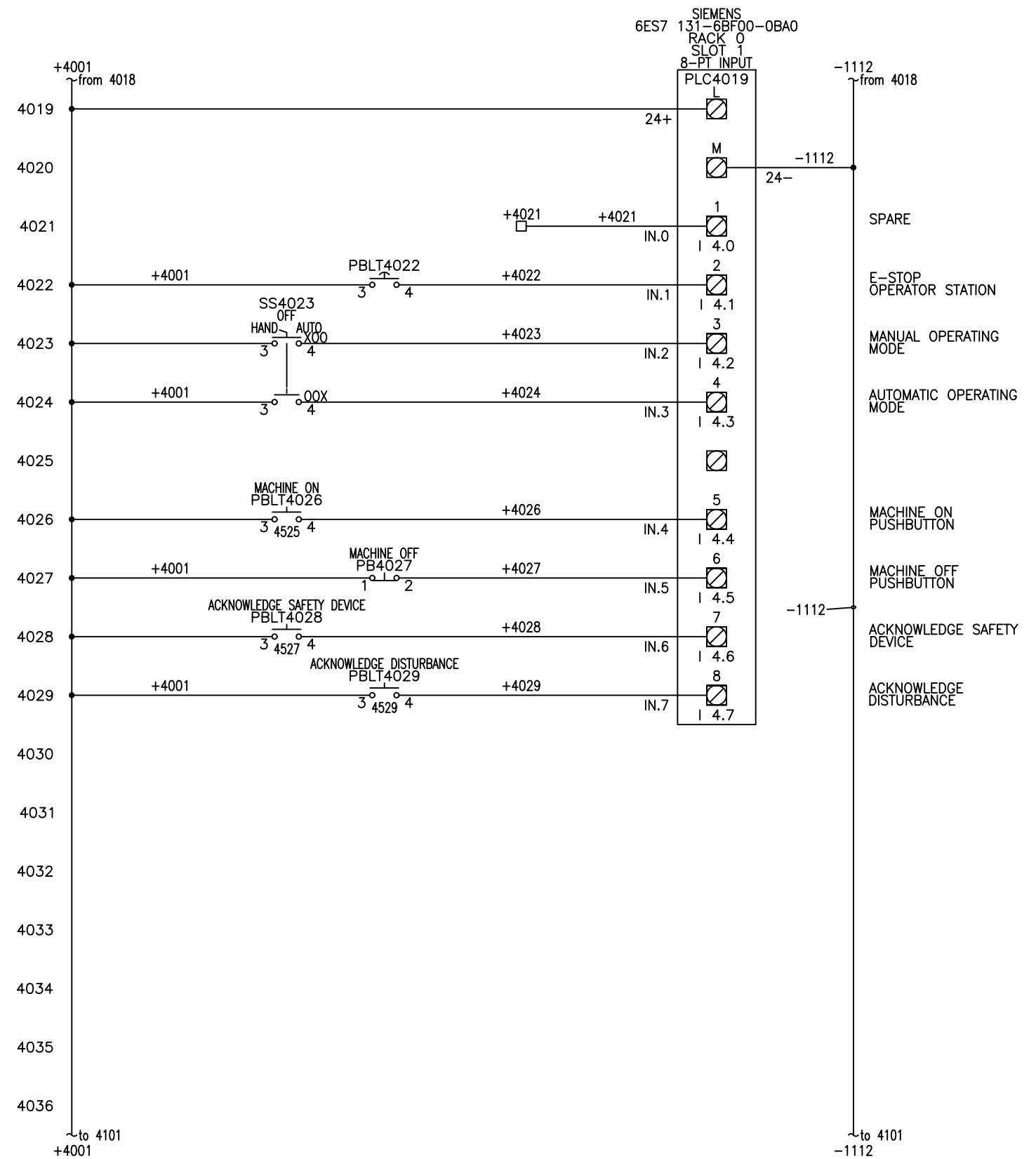
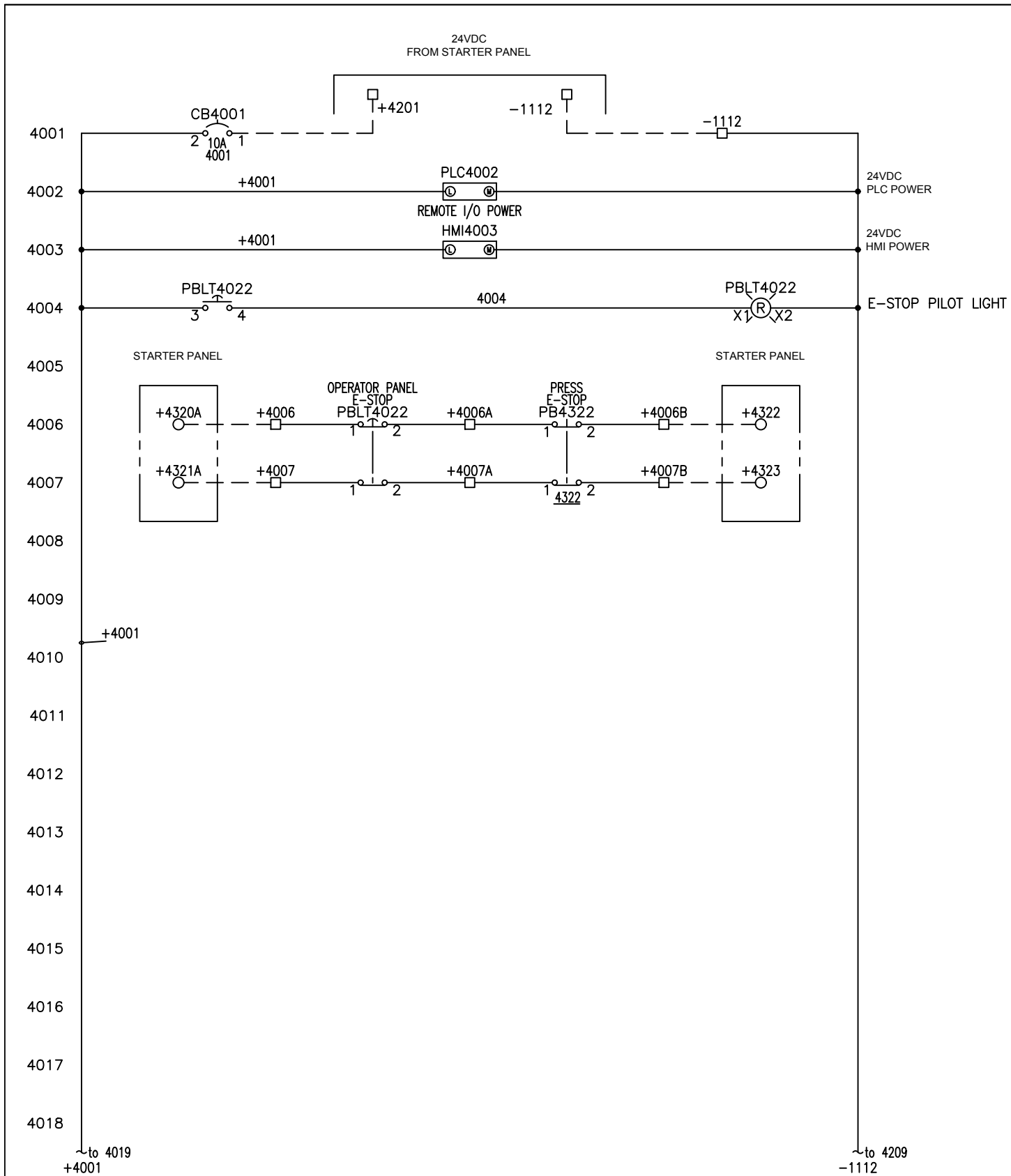


LT4228

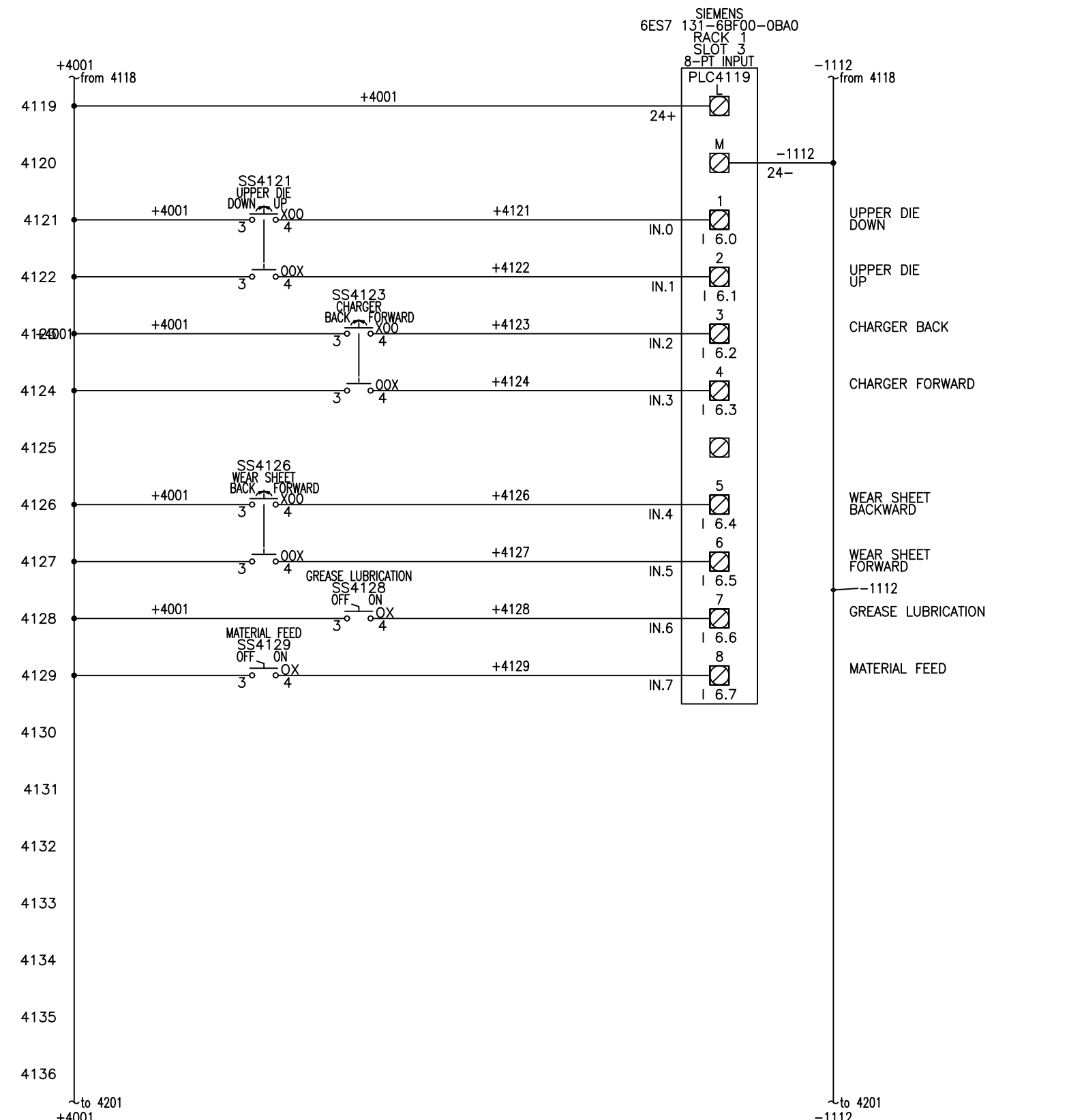
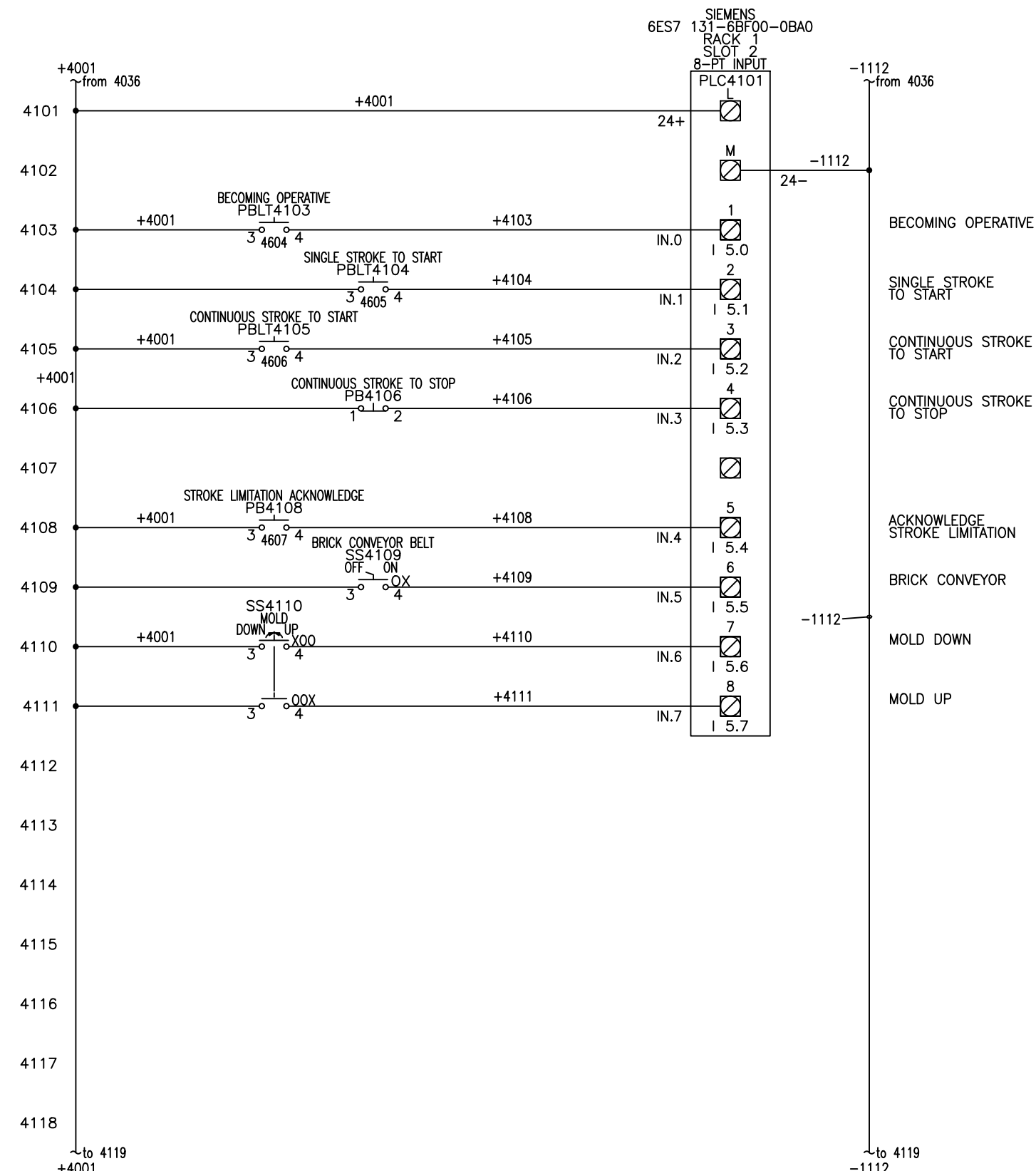


PBLT4105

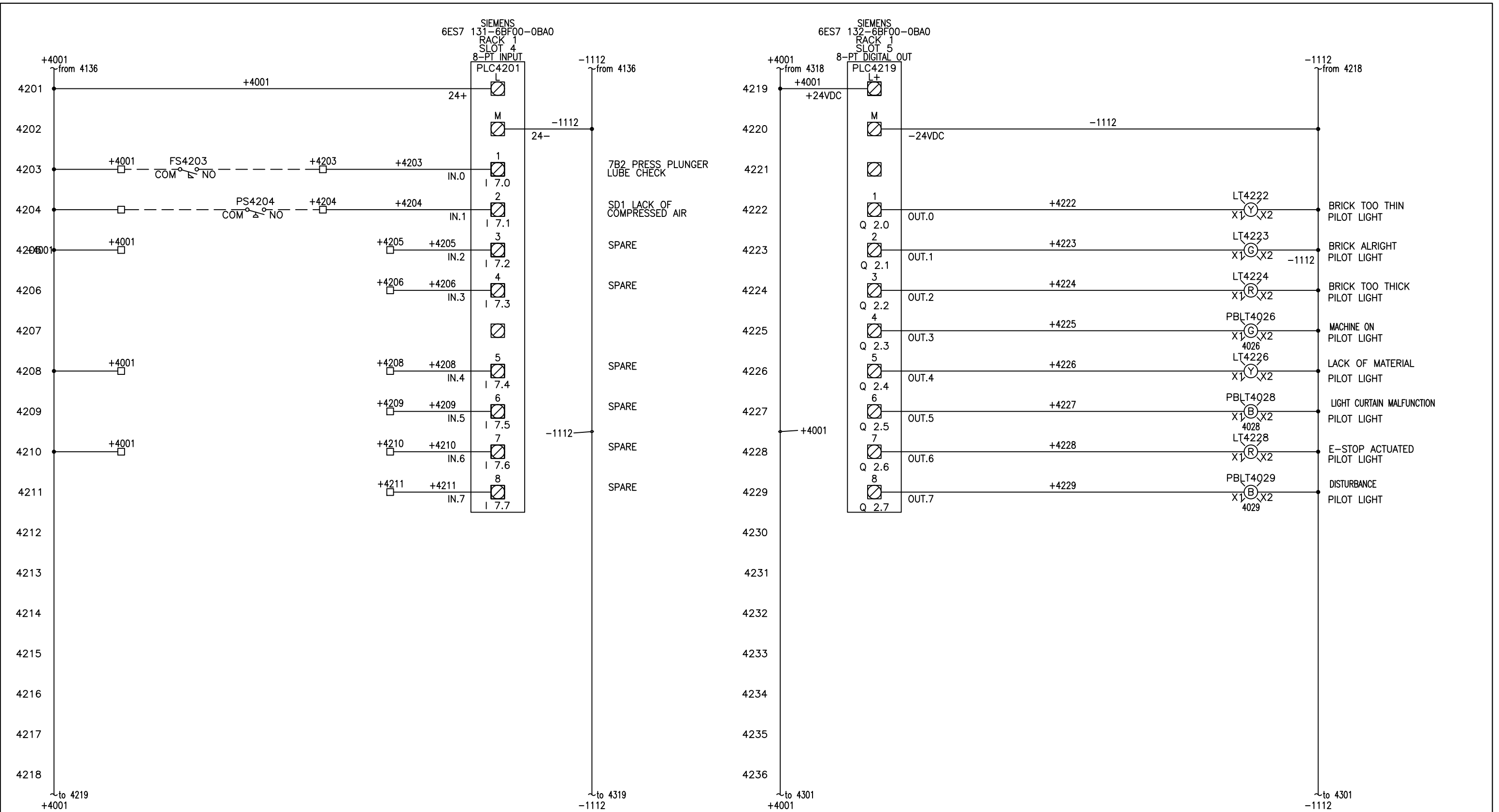
DRAWN BY: MCV	DATE: 06.15.17	<b>PENDANT</b> <i>AUTOMATION</i> <small>518 B YOUNG ST. HAVRE DE GRACE, MD 21078</small>	DATE: —
CHECKED BY: RJW	DATE: 06.15.17		DATE: —
APPROVED BY:	DATE:		PROJECT NAME: ST GOBAIN-630 TON PRESS UPGRADE
TITLE: OPERATOR PANEL NAMEPLATE DETAIL		DRAWING NO. C17014-202	REV. A2
			DATE: [A2] 09.26.17 MCV
			DATE: [A1] 08.14.17 MCV
			DATE: [A] 07.28.17 MCV



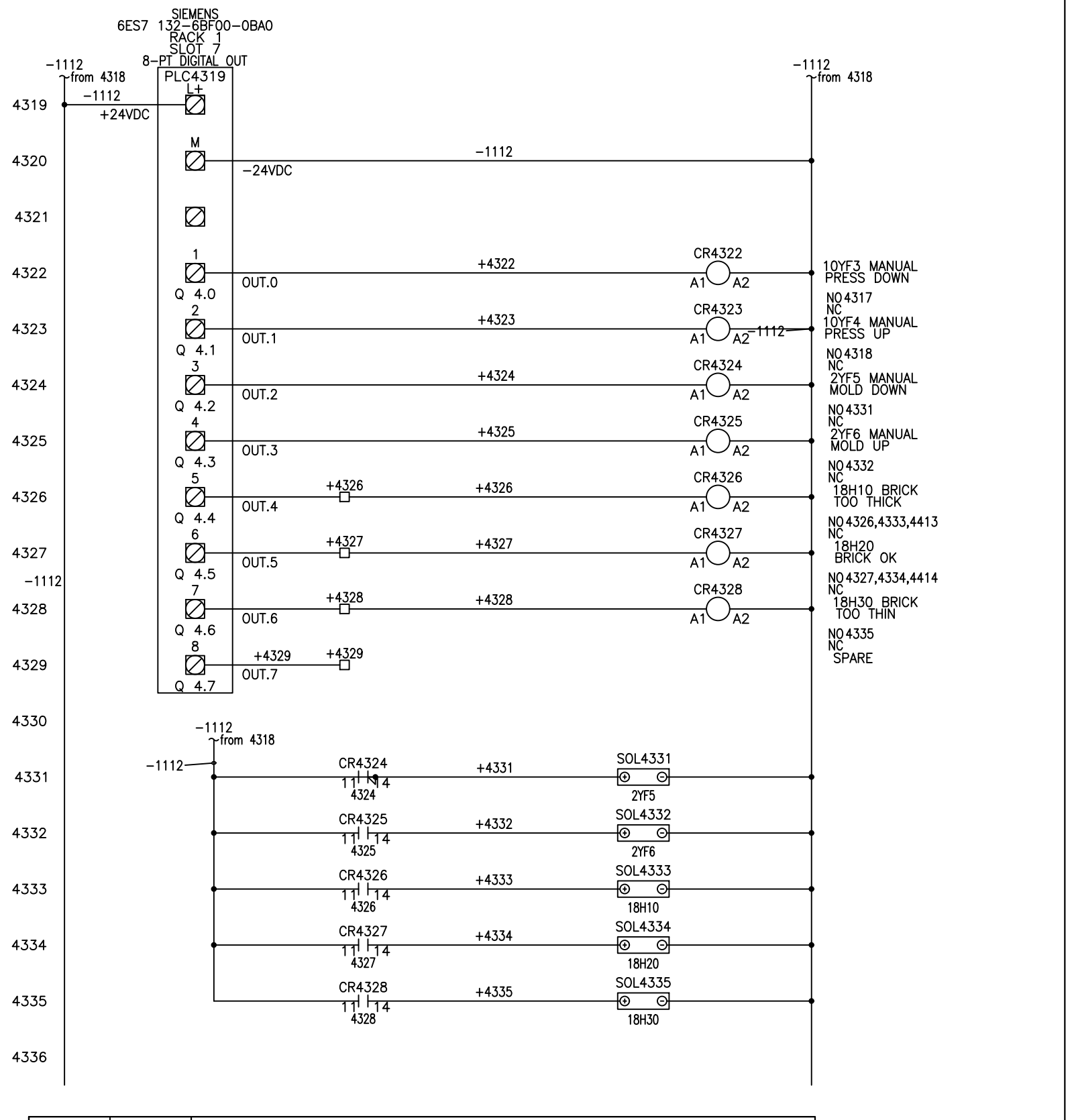
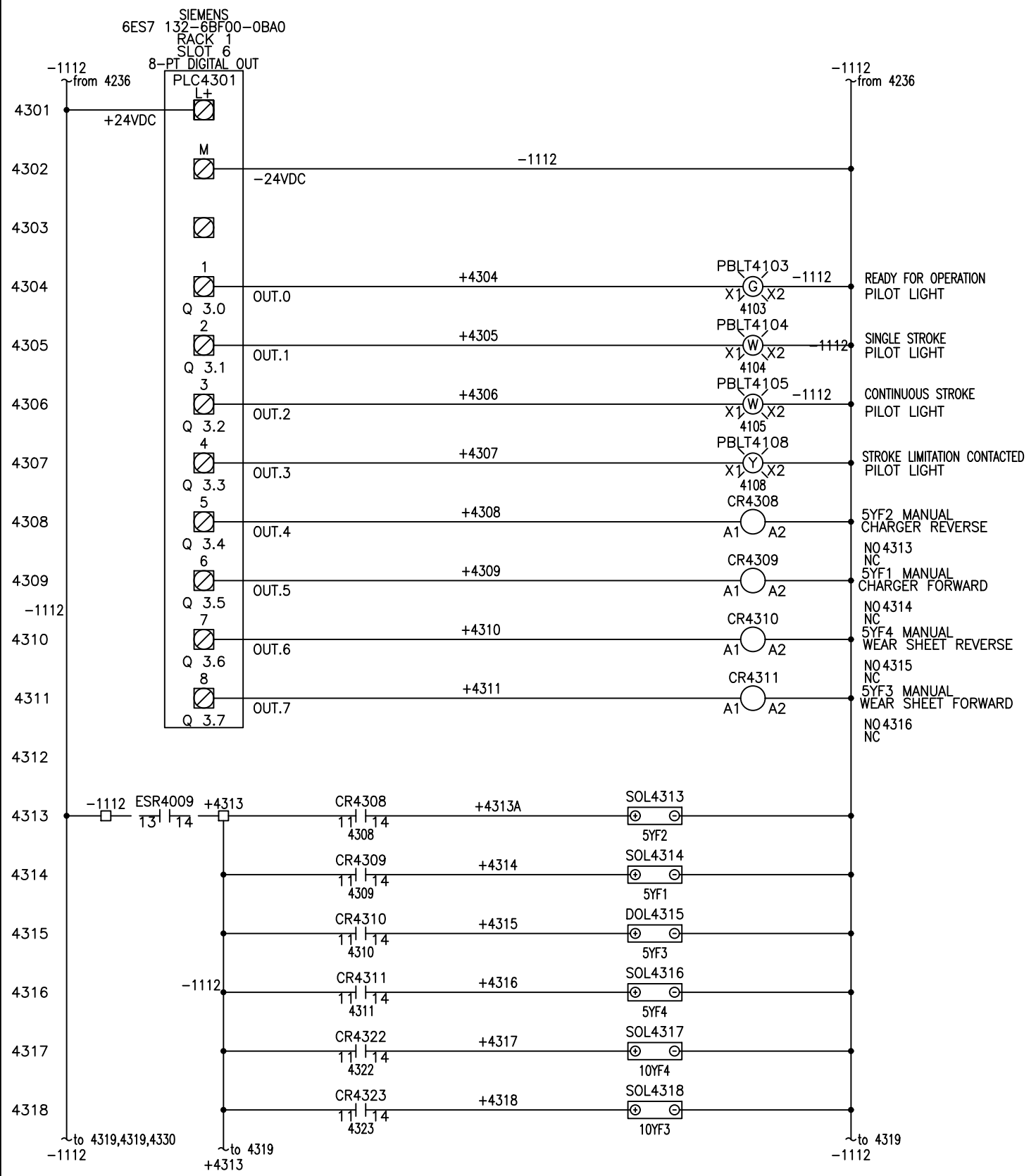
DRAWN BY: MCV	DATE: 06.15.17	<b>PENDANT AUTOMATION</b> <small>518 B YOUNG ST. HAVRE DE GRACE, MD 21078</small>	DATE: —
CHECKED BY: RJV	DATE: 06.15.17		DATE: —
APPROVED BY:	DATE:		PROJECT NAME: ST GOBAIN-630 TON PRESS UPGRADE
TITLE: OPERATOR PANEL 24VDC AND PLC4019 LADDER DIAGRAM		DRAWING NO. C17014-203	REV. A2
			DATE: [A2] 09.26.17 MCV
			DATE: [A1] 08.14.17 MCV
			DATE: [A] 07.28.17 MCV



DRAWN BY: MCV	DATE: 06.15.17	<b>PENDANT AUTOMATION</b>	518 B YOUNG ST. HAVRE DE GRACE, MD 21078	DATE: —
CHECKED BY: RJV	DATE: 06.15.17			DATE: —
APPROVED BY:	DATE:	PROJECT NAME: ST GOBAIN-630 TON PRESS UPGRADE	PROJECT NO. C17014	DATE: [A2] 09.26.17 MCV
TITLE: OPERATOR PANEL PLC4101 & PLC4119 LADDER DIAGRAM		DRAWING NO. C17014-204	REV. A2	DATE: [A1] 08.14.17 MCV
				DATE: [A] 07.28.17 MCV



DRAWN BY: MCV	DATE: 06.15.17	<b>PENDANT</b> <i>AUTOMATION</i> <small>518 B YOUNG ST.        HAVRE DE GRACE, MD 21078</small>	DATE: —
CHECKED BY: RJV	DATE: 06.15.17		DATE: —
APPROVED BY:	DATE:		PROJECT NAME: ST GOBAIN-630 TON PRESS UPGRADE
TITLE: OPERATOR PANEL PLC4201 & PLC 4219 LADDER DIAGRAM		DRAWING NO. C17014-205	REV. A2
			DATE: [A2] 09.26.17 MCV
			DATE: [A1] 08.14.17 MCV
			DATE: [A] 07.28.17 MCV



DRAWN BY: MCV	DATE: 06.15.17	<b>PENDANT AUTOMATION</b>	518 B YOUNG ST. HAVRE DE GRACE, MD 21078	DATE: _____
CHECKED BY: RJV	DATE: 06.15.17			DATE: _____
APPROVED BY:	DATE:	PROJECT NAME: ST GOBAIN-630 TON PRESS UPGRADE	PROJECT NO. C17014	DATE: [A2] 09.26.17 MCV
TITLE: OPERATOR PANEL PLC4301 & PLC4319 LADDER DIAGRAM		DRAWING NO. C17014-206	REV. A2	DATE: [A1] 08.14.17 MCV
				DATE: [A] 07.28.17 MCV



TAGS	QTY	CATALOG	MFG	ASSYCODE
CB4001	1	FAZ-C10-1-NA-SP	EATON	
CR4308 CR4309 CR4310 CR4311 CR4322 CR4323 CR4324 CR4325	8	700-HLT1Z24	A-B	
HMI4003	1	6AV2124-0MC01-0AX0	SIEMENS	
PLC4002	1	6ES7155-6AA00-0BN0	SIEMENS	
LT4223	1	800FP-P3PN3G	A-B	
LT4224 LT4228	2	800FP-P4PN3R	A-B	
LT4222 LT4226	2	800FP-P5PN3Y	A-B	
PB4106	1	800FP-E4PX01	A-B	800F-PN3Y
PB4027	1	800FP-E4PX01	A-B	800F-PX02
PBLT4028	1	800FP-F2PX10	A-B	800F-X10
PBLT4103	1	800FP-LF3	A-B	800F-PN3G, 800F-X10
PBLT4026	1	800FP-LF3	A-B	800F-NM3G, (2)800F-X10
PB4108	1	800FP-LF5	A-B	800F-PN3W, 800F-X10
PBLT4029	1	800FP-LF6	A-B	800F-PN3W, 800F-X10
PBLT4104 PBLT4105	2	800FP-LF7	A-B	800F-PN3W, 800F-X10
PBLT4022	1	800FP-LMT44	A-B	800F-PN3R,800F-15YSE112, (2) 800F-X01
ENCLOSURE	1	CSD482410	HOFFMAN	CP4824, CMFK
PLC4019 PLC4101 PLC4119 PLC4201	4	6ES7 131-6BF00-0BA0	SIEMENS	6ES7 193-6B00-0BA0
PLC4219 PLC4301 PLC4319	3	6ES7 132-6BF00-0BA0	SIEMENS	6ES7 193-6B00-0BA0
SS4110 SS4121 SS4123 SS4126	4	800FP-SB32	A-B	800F-PX10, 800F-X10
SS4128	1	800FP-SM22	A-B	800F-PX10
SS4023	1	800FP-SM32PX20	A-B	(2)800F-X10
SS4109 SS4129	2	800FP-SR22	A-B	800F-PX10

DRAWN BY: MCV	DATE: 06.15.17	<b>PENDANT</b> <i>AUTOMATION</i> <small>518 B YOUNG ST. HAVRE DE GRACE, MD 21078</small>	DATE: —
CHECKED BY: RJW	DATE: 06.15.17		DATE: —
APPROVED BY:	DATE:		PROJECT NAME: ST GOBAIN-630 TON PRESS UPGRADE
TITLE: OPERATOR PANEL BILL OF MATERIALS		DRAWING NO. C17014-208	REV. A2
		DATE: [A2] 09.26.17 MCV	DATE: [A1] 08.14.17 MCV
		DATE: [A] 07.28.17 MCV	