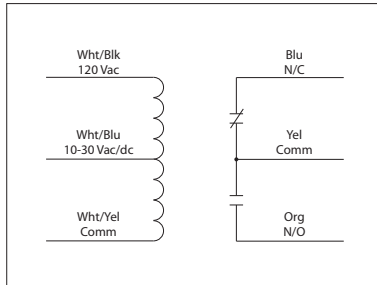


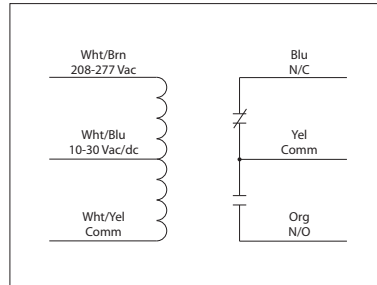
RIBU1C

Enclosed Relay 10 Amp SPDT with
10-30 Vac/dc/**120 Vac Coil**




RIBH1C

Enclosed Relay 10 Amp SPDT with
10-30 Vac/dc/**208-277 Vac Coil**



10 Amp Pilot Control Relays



RIBU1C-RD
RIBH1C-RD
• Red housing

RIBU1C-N4
RIBH1C-N4
• NEMA 4X housing,

Specifications

Relays & Contact Type: One (1) SPDT Continuous Duty Coil
Expected Relay Life: 10 million cycles minimum mechanical
Operating Temperature: -30 to 140° F
Humidity Range: 5 to 95% (noncondensing)
Operate Time: 20mS
Relay Status: LED On = Activated
Dimensions: 1.70" x 2.80" x 1.50" with .50" NPT nipple
Wires: 16", 600V Rated
Approvals: UL Listed, UL916, UL864, C-UL
 California State Fire Marshal, CE, RoHS
Housing Rating: UL Accepted for Use in Plenum, NEMA 1
Gold Flash: Yes
Override Switch: No

Contact Ratings:
 10 Amp Resistive @ 277 Vac
 10 Amp Resistive @ 28 Vdc
 480 VA Pilot Duty @ 240-277 Vac
 480 VA Ballast @ 277 Vac
Not rated for Electronic Ballast
 600 Watt Tungsten @ 120 Vac (N/O)
 240 Watt Tungsten @ 120 Vac (N/C)
 1/3 HP @ 120-240 Vac (N/O)
 1/6 HP @ 120-240 Vac (N/C)
 1/4 HP @ 277 Vac (N/O)
 1/8 HP @ 277 Vac (N/C)

Coil Current:

33 mA @ 10 Vac	13 mA @ 10 Vdc
35 mA @ 12 Vac	15 mA @ 12 Vdc
46 mA @ 24 Vac	18 mA @ 24 Vdc
55 mA @ 30 Vac	20 mA @ 30 Vdc
28 mA @ 120 Vac (RIBU1C)	
39 mA @ 208-277 Vac (RIBH1C)	

Coil Voltage Input:
 10-30 Vac/dc ; 120 Vac ; 50-60 Hz (RIBU1C)
 10-30 Vac/dc ; 208-277 Vac ; 50-60 Hz (RIBH1C)
 Drop Out = 2.1 Vac / 2.8 Vdc
 Pull In = 9 Vac / 10 Vdc