

SETRON, Switch disconnecter 3LD, main switch, 3-pole, Iu: 25 A, Operating power / at AC-23 A at 400 V: 9.5 kW, molded-plastic encapsulation for inch cable gland, 1 NC, 1 NO, rotary operating mechanism, black



Model	
Product brand name	SETRON
Product designation	3LD Switch disconnecter
Design of the product	Main switch
Display version / for switch position indicator manual operation	1 ON - 0 OFF
Design of the operating mechanism	Short rotary knob
Design of handle	rotary operating mechanism, black
Type of the driving mechanism / motor drive	No
General technical data	
Number of poles	3
Number of poles / Note	PE
Type of device	fixed mounting
Type of switch	Molded-plastic enclosure for inch threaded joint
Size of switch disconnecter	2
Operating frequency / maximum	50 1/h
Voltage	
Insulation voltage / rated value	690 V

Surge voltage resistance / rated value	6 kV
Protection class	
Protection class IP	IP65
Protection class IP / on the front	IP65
Dissipation	
Power loss [W] / for rated value of the current / at AC / in hot operating state / per pole	1.1 W
Electricity	
Continuous current / rated value	25 A
Continuous current / of upstream fuse / rated value	25 A
Short-time current resistance (I _{cw}) / at 690 V / limited to 1 s / rated value	640 A
Main circuit	
Operating frequency	
• initial value	50 Hz
• Full-scale value	60 Hz
Operating power	
• at AC-23 A / at 400 V / rated value	9.5 kW
• at AC-23 A / at 690 V / rated value	9.5 kW
• at AC-3 / at 400 V / rated value	7.5 kW
• at AC-3 / at 690 V / rated value	7.5 kW
Operating voltage	
• at AC / at 50/60 Hz / rated value	690 V
Auxiliary circuit	
Number of CO contacts / for auxiliary contacts	0
Number of NC contacts / for auxiliary contacts	1
Number of NO contacts / for auxiliary contacts	1
Operating voltage / of auxiliary contacts / at AC / maximum	500 V
Continuous current / of the auxiliary contact / rated value	10 A
Insulation voltage / of the auxiliary switch / rated value	500 V
Suitability	
Suitability for use	
• Main switch	Yes
• switch disconnector	Yes
• EMERGENCY OFF switch	No
• safety switch	Yes
• maintenance/repair switch	Yes

Product details	
Product feature / interlock	Yes
Number of bracket locks / maximum	3
Hasp thickness / of bracket locks / minimum	4 mm
Hasp thickness / of bracket locks / maximum	8 mm
Product extension / optional	
• motor drive	No
• Voltage trigger	No

Short circuit	
Conditional short-circuit current / with line-side fuse protection	
• at 690 V / by gG fuse / rated value	50 kA

Connections	
Type of connectable conductor cross-sections	
• for copper conductor / solid	1x (1,516mm ²)
• for copper conductor / finely stranded / with core end processing	1x (1,510mm ²)
• for copper conductor / stranded	1x (1,516mm ²)
• for auxiliary contacts / solid	2x (0.75 ... 2.5 mm ²), 1x 4 mm ²
• for auxiliary contacts / finely stranded / with core end processing	2x (0.75 ... 1.5 mm ²), 1x 2.5 mm ²
• for auxiliary contacts / stranded	2x (0.75 ... 2.5 mm ²), 1x 4 mm ²
Type of electrical connection	
• for main current circuit	box terminal
• for auxiliary contacts	connection terminals

Requirements	
Design of the fuse link	
• for short-circuit protection of the main circuit / required	fuse gL/gG: 25 A
• for short-circuit protection of the auxiliary switch / required	fuse gL/gG: 10 A

Mechanical Design	
(height)	164 mm
Width	100 mm
Depth	118 mm
(mounting type)	Complete unit in enclosure
Mounting type	
• front mounting with 4-hole attachment	No
• front mounting with central attachment	Yes
• rail mounting	No
(net weight)	489 g

Environmental conditions

Ambient temperature

-25 ... +55

Certificates

Reference code

- acc. to DIN EN 61346-2
- acc. to DIN EN 81346-2

S

SF

General Product Approval

Declaration of Conformity



CCC



CSA



UL



VDE

[Miscellaneous](#)



EG-Konf.

Test Certificates

[Miscellaneous](#)

Shipping Approval



LRS

other

[Environmental Confirmations](#)

Further information

Information- and Downloadcenter (Catalogs, Brochures,...)

<http://www.siemens.com/lowvoltage/catalogs>

Industry Mall (Online ordering system)

<https://mall.industry.siemens.com/mall/en/en/Catalog/product?mlfb=3LD2164-1GP51-0US2>

Service&Support (Manuals, Certificates, Characteristics, FAQs,...)

<https://support.industry.siemens.com/cs/ww/en/ps/3LD2164-1GP51-0US2>

Image database (product images, 2D dimension drawings, 3D models, device circuit diagrams, ...)

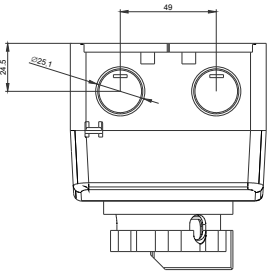
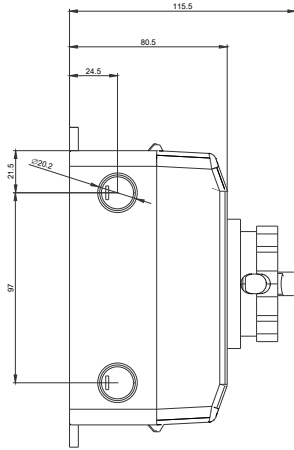
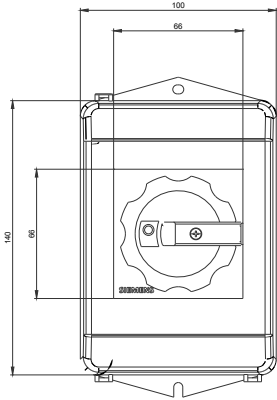
http://www.automation.siemens.com/bilddb/cax_en.aspx?mlfb=3LD2164-1GP51-0US2

CAX-Online-Generator

<http://www.siemens.com/cax>

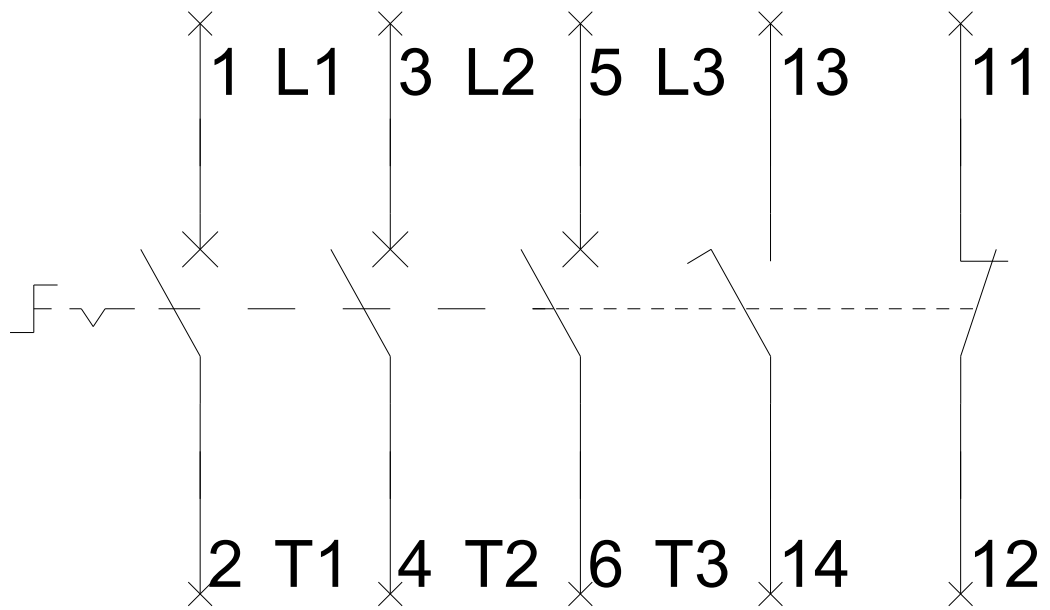
Tender specifications

<http://www.siemens.com/specifications>



3LD2164-1GP51-0US2

-Q1



-CI

